Surge protector for telephone line 1 to 4-pairs

MJ8-170V



- Telecom line surge protector
- PSTN or ADSL line
- 4-pair
- Instantaneous installation
- RJ45 connector
- UL497A

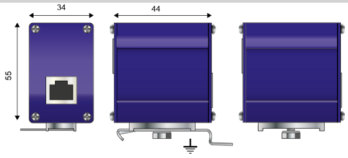

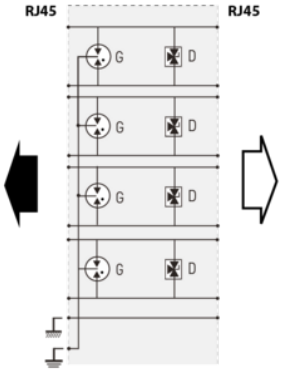

P: 3-electrode GDT
D: Clamping diode

Electrical Characteristics		
Network		RTC, ADSL2, VDSL2 - 4 pairs
Nominal line voltage	Un	150 Vdc
Max. DC operating voltage	Uc	170 Vdc
Max. frequency	f max.	> 10 MHz
Max. data rate		30 Mbps
Insertion loss		< 1 dB
Max. load current	IL	1000 mA
Protection level *Following the test category C3 (IEC61643-21) - Line/Line*	Up	220 V
Impulse current *2 x 10/350µs Test - D1 Category*	Iimp	500 A
Line/Line Nominal discharge current *C2 Category*	In L/L	500 A
Line/Ground Nominal discharge current *8/20µs Test x 10 - C2 Category*	In L/PE	2000 A
Mechanical Characteristics		
Technology		GDT+Clamping diode
SPD configuration		4 pairs+shielded
Connection to Network		RJ45 connector Female input/output
Format		Connector RJ45
Mounting		Mounting flange,Screw lug, DIN Rail
Accessory(s) provided		DIN rail adapter, screw, screw nut, earthing plate, countersunk screw, cable shoe
Housing material		Aluminium
Operating temperature	Tu	-40/+85°C
Protection rating		IP20
Failsafe mode		Short-circuit - transmision cut-off
Pinout		4-pairs (1-2)(3-6)(4-5)(7-8)
Dimensions		See diagram
Weight		0.112 kg
Standards		
Standards compliance		IEC 61643-21 / EN 61643-21 / UL497A
Part number		
560203		